EP-08-63 7-1

PACIFIC ETHANOL DFM PROJECT - STOCKTON

PROPOSED WORK

1) INSTALL 6,697' OF 8" PIPELINE (FUTURE DFM)
2) INSTALL 120' OF 4" TO FEED FUTURE REG STATION
3) INSTALL 2,000' OF 8" PL SVC
4) INSTALL METER SET
5) INSTALL (1) ETS STATIONS PER DETAIL 8, (10) ETS STATIONS PER DETAIL 9 SHEET 3
6) INSTALL (10) PIPE LINE MARKERS PER DETAIL 7, SHEET 3

CONSTRUCTION NOTES

1) TEST ALL PIPE PER ATTACHED STRENGTH TEST PRESSURE REPORTS
2) COORDINATE ALL WORK WITH T&R SUPERVISOR ROGER MORSEHEAD (8-842-6555)

NOTE:
THE GAS DISTRIBUTION FACILITIES SHOWN IN THE PLAN VIEW ARE ONLY THE FACILITIES THAT ARE CLOSE OR IN CONFLICT WITH THE PROPOSED PIPELINE FOR A COMPLETE VIEW OF THE DISTRIBUTION SYSTEM SEE THE DIVISION PLAT SHEETS

SCHEDULE OF SHEETS

SHEET 1 -- KEY AND VICINITY SKETCH
SHEETS 2, 3 & 11 -- PIPELINE CONSTRUCTION DETAILS
SHEETS 4 TO 9 -- PIPELINE CONSTRUCTION DRAWINGS, (PLAN AND PROFILE)
SHEET 10 -- 8" PL SVC, METER SET
SHEET 11 -- BILL OF MATERIALS, DESIGN CRITERIA STAMPS
SHEET 12 -- 8" HDD BORE 1:1 SCALE DRAWING

SEQUENCE OF OPERATIONS

1. CONSTRUCT 8" DFM, INCLUDING 4" TAP TO FUTURE REG STATION AS WELL AS FUTURE REG STATION.
2. INSTALL 2,000' OF 8" PL SVC AND NEW 56M METER SET
3. PREINSTALLATION HYDROTEST NEW 8" PIPE.
4. INSTALL NEW 8" MAIN BY HDD.
5. POST INSTALLATION HYDROTEST OF NEW 8" PIPE.
6. INSTALL (1) 8" LINE-STOPPER FITTING (DETAIL 1)
7. PLUG PCF AND TIE-IN

LEGEND
PROPOSED 8" TP MAIN
PROPOSED 4" TP MAIN
PROPOSED 8" PL SVC

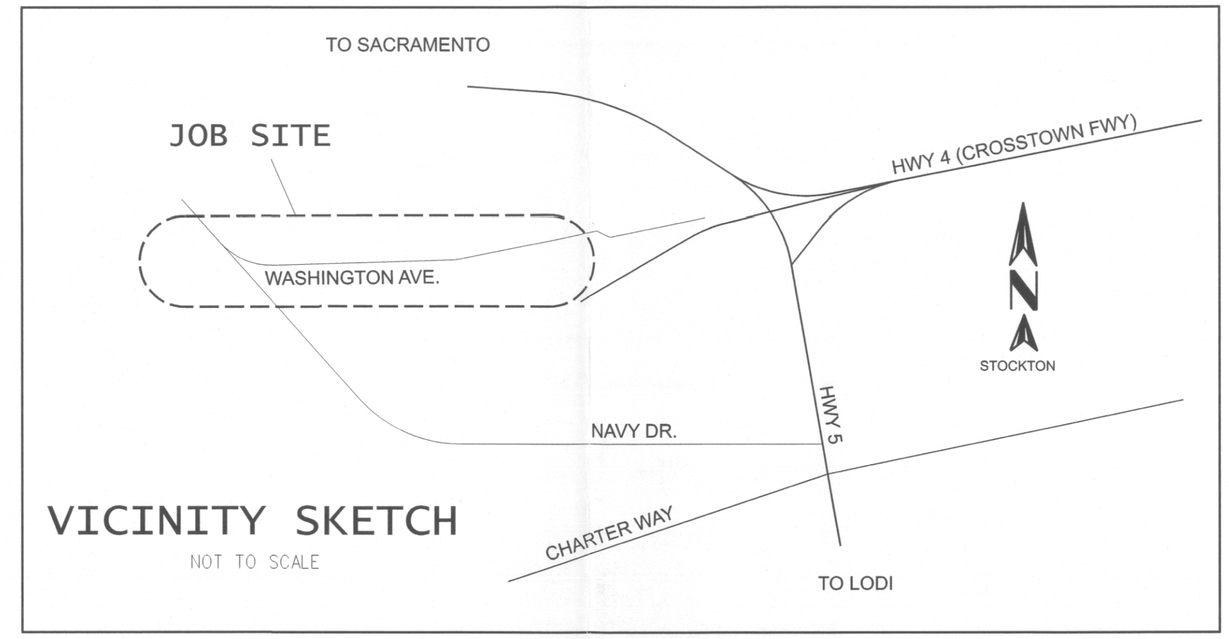

VICINITY SKETCH
NOT TO SCALE

KEY SKETCH

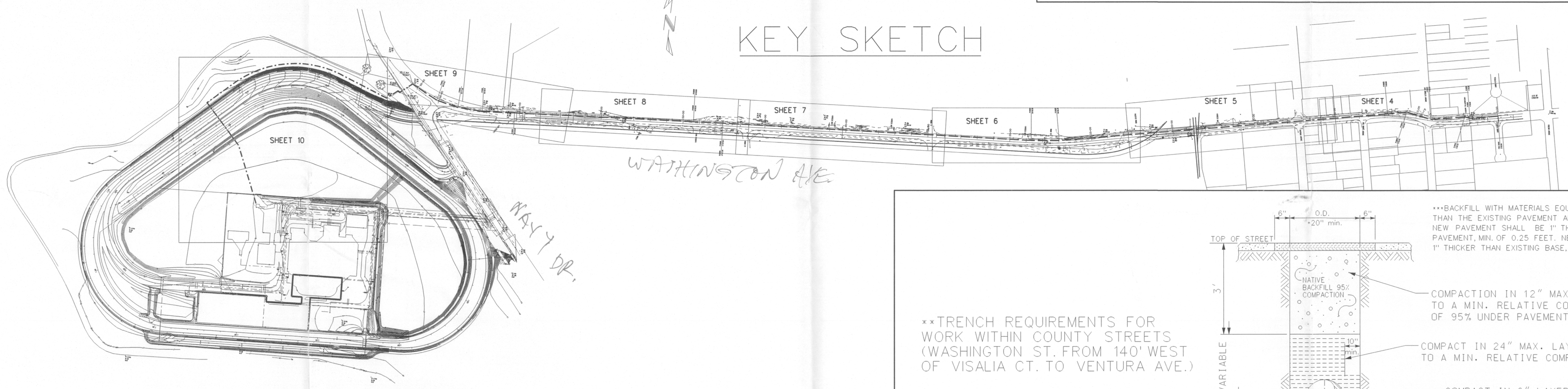

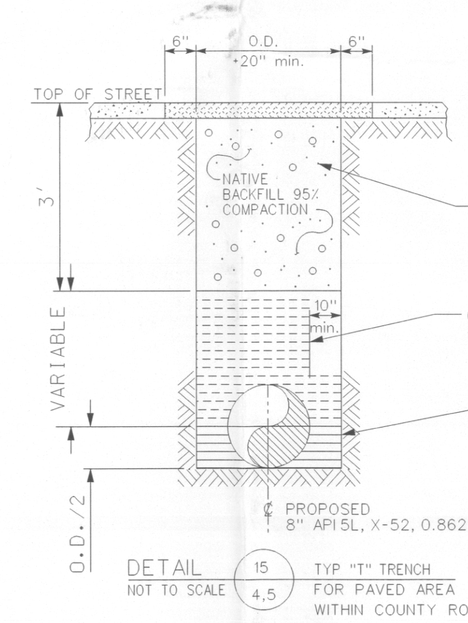

***BACKFILL WITH MATERIALS EQUAL TO OR BETTER THAN THE EXISTING PAVEMENT AND BASE IN QUALITY. NEW PAVEMENT SHALL BE 1" THICKER THAN EXISTING PAVEMENT, MIN. OF 0.25 FEET. NEW BASE SHALL BE 1" THICKER THAN EXISTING BASE, MIN. OF 0.5 FEET.

COMPACTION IN 12" MAX. LAYERS TO A MIN. RELATIVE COMPACTION OF 95% UNDER PAVEMENT.

COMPACT IN 24" MAX. LAYERS TO A MIN. RELATIVE COMPACTION OF 85%.

COMPACT IN 6" LAYERS TO A MIN. RELATIVE COMPACTION OF 90%.

**TRENCH REQUIREMENTS FOR WORK WITHIN COUNTY STREETS (WASHINGTON ST. FROM 140' WEST OF VISALIA CT. TO VENTURA AVE.)

DETAIL 15 / 4,5
NOT TO SCALE
TYP "T" TRENCH FOR PAVED AREA WITHIN COUNTY ROADS

NOTES:
1. CALL USA AT LEAST TWO WORKING DAYS PRIOR TO EXCAVATION (800) 227-2600.
2. LOCATION OF EXISTING SUBSTRUCTURES ARE APPROXIMATE. BEFORE POWER OR HEAVY EQUIPMENT IS USED FOR EXCAVATION, THE EXACT DEPTH AND LOCATION OF SUBSTRUCTURES SHALL FIRST BE DETERMINED BY HAND EXCAVATION IF NECESSARY.
3. ALL BENDS ARE SMOOTH FIELD BENDS EXCEPT WHERE ELBOWS ARE NOTED. FIELD BEND SHALL BE MADE IN ACCORDANCE WITH GAS STANDARD A-36 SECTION 4-D.
4. ALL ANGLES SHOWN IN THE PLAN AND PROFILE ARE APPROXIMATE SHALL BE CUT TO SUIT FIELD CONDITIONS.
5. THIS PIPELINE MUST BE INSTALLED WITH AT LEAST 12 INCHES OF CLEARANCE FROM ANY OTHER UNDERGROUND STRUCTURE NOT ASSOCIATED WITH THE PIPELINE.

HYDROSTATIC TEST REQUIREMENTS

HYDROSTATIC TESTING SHALL MEET PRESSURE AND DURATION REQUIREMENTS OF GAS STANDARD A-34 AND SHALL BE CONDUCTED IN ACCORDANCE WITH GAS STANDARD A-37.

PAINTING AND COATING REQUIREMENTS

ALL EXPOSED PIPE AND FITTINGS ARE TO BE PAINTED IN ACCORDANCE WITH GAS STANDARD E-30.

ALL COATING ON BURIED PIPE AND FITTINGS ARE TO BE APPLIED IN ACCORDANCE WITH GAS STANDARD E-35.

FOR COATING SELECTIONS ON BURIED PIPE SEE DIRECT BURIAL SELECTIONS TABLE.

DIRECT BURIAL SELECTIONS

TIE-IN WELDS:	PROTAL 7200
MAIN LINE COATING:	FBE
GIRTH WELD COATING:	PROTAL 7200
FITTING COATING:	WAX TAPE
MINOR REPAIRS:	PROTAL 7200
TRANSITION ZONES:	PCJ

WELDING INSPECTED PER PG&E GAS STANDARD D-40
VISUAL ☐
MAGNETIC PARTICLE ☐
INSPECTOR
DATE

UNDERGROUND SERVICE ALERT U.S.A. CALL BEFORE YOU DIG
CALL 1-800-227-2600

NOTIFIED U.S.A.
DATE TICKET NO. BY

NO.	DATE	DESCRIPTION	GM/SPEC	DWN	CHKD	SUPV	APVD BY
1	1-17-08	ISSUED FOR CONSTRUCTION					

REVISIONS

PSRS ID #18825

APPROVED BY	
SO	30516441
SUPV	LXN
DSGN	KJT
DWN	KJT
CHKD	MAN
OK	
DATE	1-17-08
SCALES	NONE

PACIFIC ETHANOL
DFM INSTALLATION
WASHINGTON AVE. @ NAVY DR.
STOCKTON, SAN JOAQUIN COUNTY
CALIFORNIA GAS TRANSMISSION
PACIFIC GAS AND ELECTRIC COMPANY
SAN FRANCISCO, CALIFORNIA

L
MICROFILM
BILL OF MATL SHEET 11
DWG LIST
SUPSDS
SUPSD BY
SHEET NO. 1 OF 12 SHEETS
30516441 REV 1

FILENAME: .DGN - -04

N1808

...\30516441\PacEth11-13-07.dgn 2/13/2008 9:59:35 AM