Plan 7

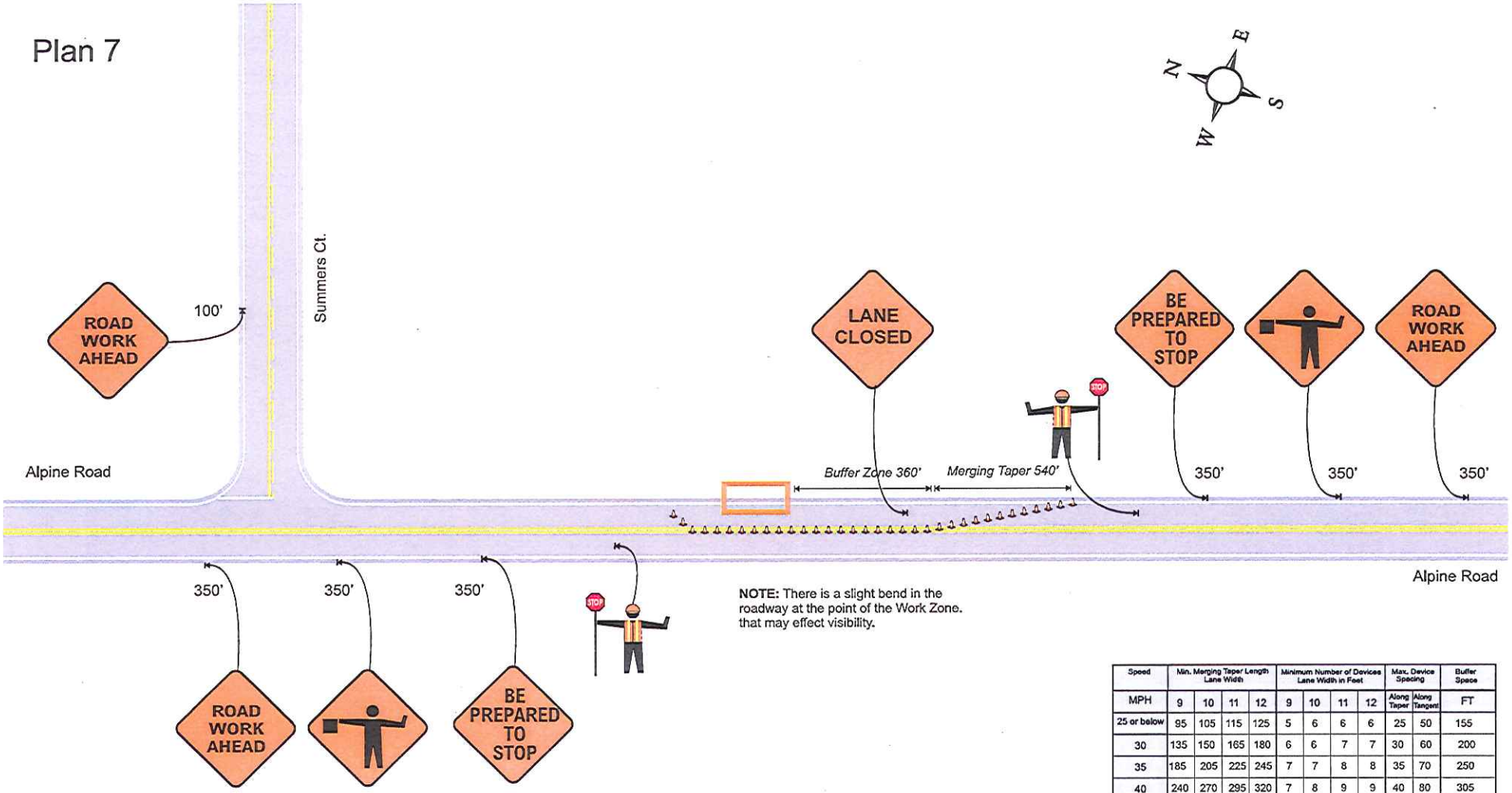

NOTE: There is a slight bend in the roadway at the point of the Work Zone. that may effect visibility.

Speed	Min. Merging Taper Length Lane Width				Minimum Number of Devices Lane Width in Feet				Max. Device Spacing		Buffer Space
MPH	9	10	11	12	9	10	11	12	Along Taper	Along Tangent	FT
25 or below	95	105	115	125	5	6	6	6	25	50	155
30	135	150	165	180	6	6	7	7	30	60	200
35	185	205	225	245	7	7	8	8	35	70	250
40	240	270	295	320	7	8	9	9	40	80	305
45	405	450	495	540	10	11	12	13	45	90	360
50	450	500	550	600	10	11	12	13	50	100	425
55	495	550	605	660	10	11	12	13	55	110	495
60	540	600	660	720	10	11	12	13	60	120	570
65	585	650	715	780	10	11	12	13	65	130	645
70	630	700	770	840	10	11	12	13	70	140	730

Plan 8

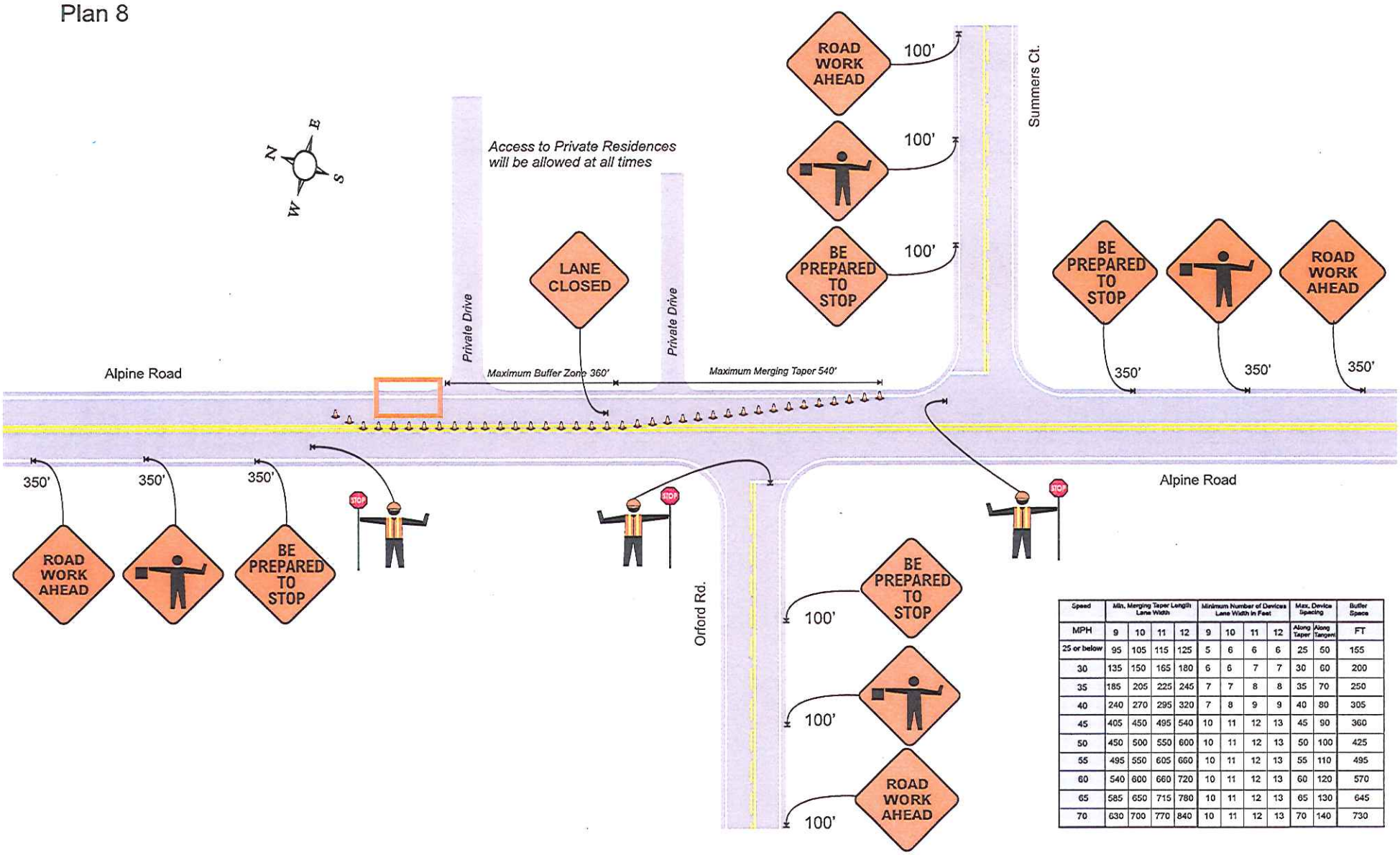

Speed	Min. Merging Taper Length Lane Width				Minimum Number of Devices Lane Width in Feet				Max. Device Spacing		Buffer Space
MPH	9	10	11	12	9	10	11	12	Along Taper	Along Tangent	FT
25 or below	95	105	115	125	5	6	6	6	25	50	155
30	135	150	165	180	6	6	7	7	30	60	200
35	185	205	225	245	7	7	8	8	35	70	250
40	240	270	295	320	7	8	9	9	40	80	305
45	405	450	495	540	10	11	12	13	45	90	360
50	450	500	550	600	10	11	12	13	50	100	425
55	495	550	605	660	10	11	12	13	55	110	495
60	540	600	660	720	10	11	12	13	60	120	570
65	585	650	715	780	10	11	12	13	65	130	645
70	630	700	770	840	10	11	12	13	70	140	730

Plan 9

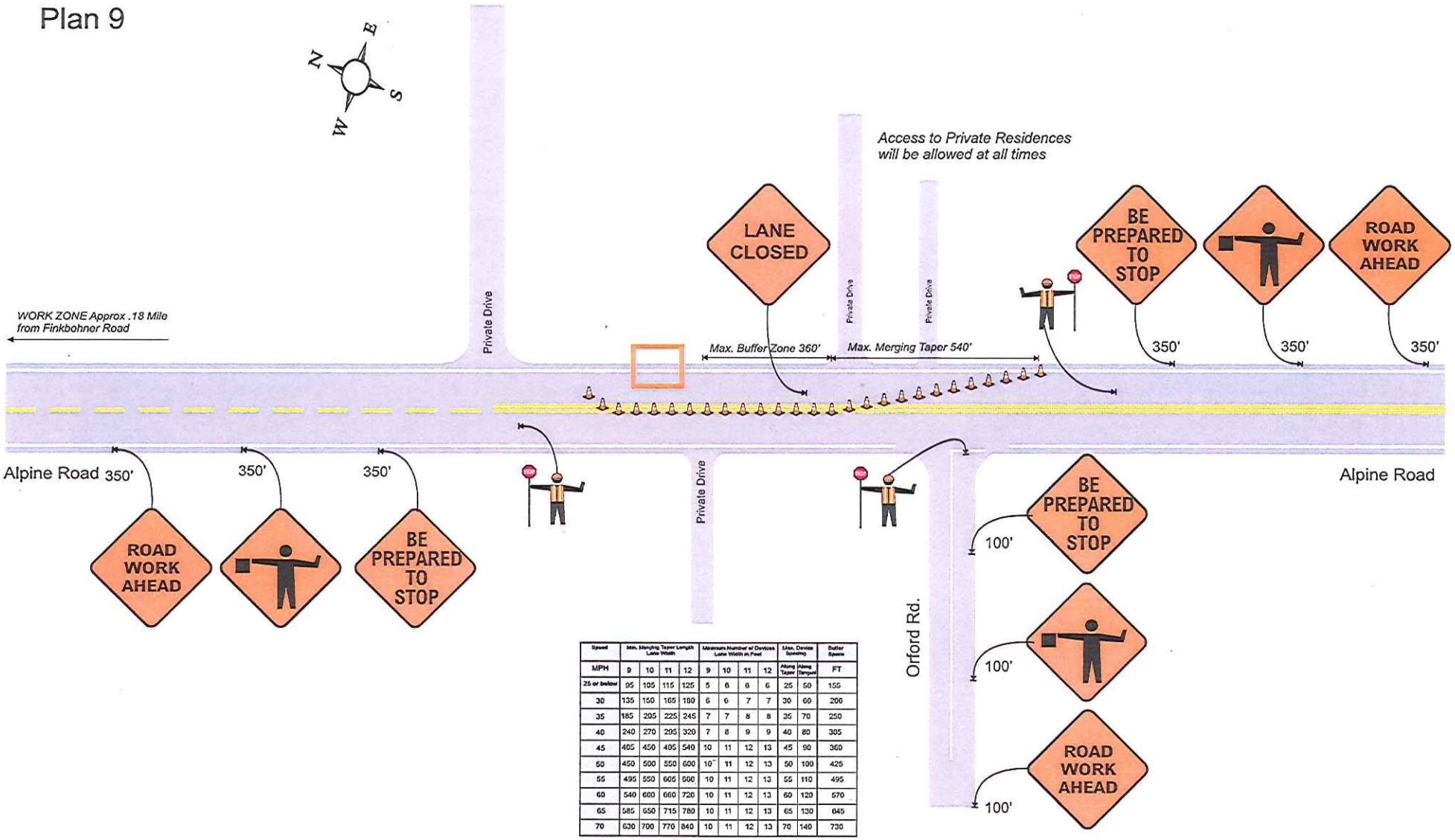

Speed	Min. Merging Taper Length Lane Width				Minimum Number of Devices Lane Width in Feet				Max. Device Spacing		Buffer Space
MPH	9	10	11	12	9	10	11	12	Along Taper	Along Tangent	FT
25 or below	95	105	115	125	5	6	6	6	25	50	155
30	135	150	165	180	6	6	7	7	30	60	200
35	185	205	225	245	7	7	8	8	35	70	250
40	240	270	295	320	7	8	9	9	40	80	305
45	405	450	495	540	10	11	12	13	45	90	360
50	450	500	550	600	10	11	12	13	50	100	425
55	495	550	605	660	10	11	12	13	55	110	495
60	540	600	660	720	10	11	12	13	60	120	570
65	585	650	715	780	10	11	12	13	65	130	645
70	630	700	770	840	10	11	12	13	70	140	730