WM/PS: 3121-G3 & 3121-G4
BTU X-03
E-ZONE-3
CPA F00007
DISTRIBUTION MAOP 60 PSIG.
DISTRIBUTION NOP 55 PSIG
TRANSMISSION MAOP 180 PSIG.
TRANSMISSION NOP 175 PSIG

N

Safety

SAFETY PLEDGE
I ALWAYS PUT SAFETY FIRST.
I LOOK FOR AND ACT TO RESOLVE UNSAFE CONDITIONS.
I HELP AND ENCOURAGE OTHERS TO ACT SAFELY.

Underground Service Alert
Call: TOLL FREE
811
TWO WORKING DAYS BEFORE YOU DIG

NOTIFIED U.S.A.
DATE _____
TICKET # _____
BY _____

PG&E ONLY TRENCH

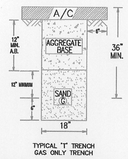

TYPICAL 'T' TRENCH
GAS ONLY TRENCH

TRENCH CONFIGURATION IF OPEN TRENCH IS UTILIZED. BORING WILL BE ATTEMPTED BEFORE OPEN TRENCHING

GAS CONSTRUCTION NOTES:

1. ALL STEEL RISERS TO BE REPLACED WITH NON CORRODIBLE RISERS.
2. ALL SERVICES AND MAINS TO BE AIR TESTED PRIOR TO TIE-IN.
3. LOCATE/REMOVE ALL DRIP POTS PRIOR TO INSERT.
4. INSTALL PLASTIC MAIN & #10 LOCATION WIRE PER GS&S A-90, A-90.2, & A-93.
5. ALL WELDING TO BE DONE PER GS&S D-22.
6. INSTALL ANODES PER GS&S O-13.1, TYPE "E".
7. WORK REQUIRED ON PRE 1972 STEEL PIPE. IF NEEDED, CONDUCT PIPE WRAP ASBESTOS TESTING.
8. INSTALL ELECTRONIC MARKER DEVICE ON ALL CUT-OFF ENDS AND SECTIONALIZING POINTS. TYPE OF MARKER TO BE DETERMINED BY DEPTH OF MAIN.
9. 30" MINIMUM REQUIRED OVER MAIN AND SERVICES IN STREET AREA.

VICINITY MAP

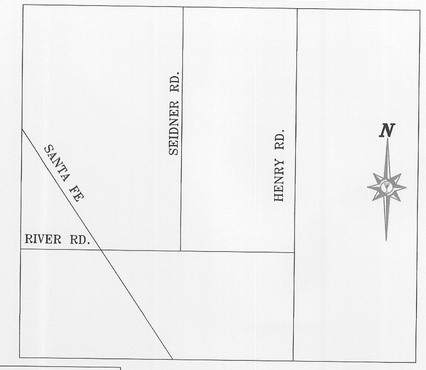

ALL FIELD CHANGES REQUIRE APPROVAL FROM:		
KEY CONTACTS	NAME	PHONE
GAS ESTIMATOR	JARED PIMENTEL	916-386-5166
GAS ADE	GREG WHEATFILL	916-386-5468
PLANNING ENGINEER	JEFF PACE	209-576-6530
GAS DIST. ENGINEER	JOHN HUNTER	209-576-6630

LEGEND:

- INSTALL 2,681' OF 2" (HP) PL MAIN PER GS&S A-90, A-90.2, A-93, A-93.1 AND D-21.
- EXISTING (TP & HP) STEEL GAS MAIN
- INSTALL MUELLER PCF FITTING
- EXISTING MUELLER PCF FITTING
- CUT OFF AND DEACTIVATE MAIN AND SERVICES PER UD STD S4129 INSTALL ELECTRONIC MARKER SYSTEM (EMS) AT ALL CUT OFF ENDS AND SECTIONALIZING POINTS ON DISTRIBUTION PIPE.
- INSTALL PL/STL TRANSITION FITTING AS PER GS&S B-90
- INSTALL REDUCER
- EXISTING REG STATION
- EXISTING GAS SERVICE
- INSTALL 2" 90 DEGREE ELBOW
- INSTALL ETS
- INSTALL (6) 9 LB MAGNESIUM ANODES (CODE: 56-9144) PER GS&S O-13.1, FIGURE 3, TYPE E.

GAS SERVICE DEACTIVATION
UTILITY WORK PROCEDURE WP4100-11

REQUESTD BY:
DATE:
REQUIRED COMPLETION DATE:
( ) SERVICE C/O --- ( ) @ MAIN or ( ) @ PL
( ) SITE EXCAVATED - NOT LOCATABLE
( ) NOT EXCAVATED - NOT DEACTIVATED
REASON:
FORMAN'S NAME:
FORMAN'S SIGNATURE:
DATE COMPLETED:

RECAP

- INSTALL APPRX 2,681" OF 2"HP PL GAS MAIN
- INSTALL APPRX 85' OF 4" HP PL GAS MAIN
- ABANDON (9) HPR SETS
- (9) TOTAL SERVICES
- CUT SVC RE-RUN AND INSERT 1/2" PL.(5)
- REPLACE (2) SERVICES
- CUT REPLACE & CONNECT W/1/2" PL (2)

ABANDON REG PITS AFTER CUT, TEST & TRANSFER PER GS&S H-14 AND UTILITY WORK PROCEDURE WP4100-11

1. THE PIPING OUTSIDE OF THE STRUCTURE SHALL BE CUT OFF AND SEALED.
2. REMOVE BOX
3. FILL AND COMPACT IN COMPLIANCE WITH LOCAL REGULATIONS.

DETAIL #1 DEACTIVATE H.P.R.
UTILITY WORK PROCEDURE WP4100-11

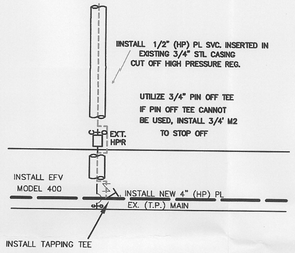

1/2"PLASTIC PIPE INSPECTION/DATA

PIPE MANUFACTURER _____
DATE MANUFACTURED _____
PIPE FOOTAGE & SIZE _____
*SDR RATING 1/2"PL = 7
PE 2406 (YEL) ☐ PE 3408 (1/4" CTS) ☐

LIST ALL PL PIPE BY FOOTAGE, SIZE, SDR MANUFACTURER AND DATE MANUFACTURED PER STANDARD A93.1

GAS CLEARANCE REQUIRED

CONTACT T&R SUPERVISOR STEVE FRANKIEWICH AT 209-726-5523

ETS INSTALLATION
PLASTIC TO STEEL TRANSITION

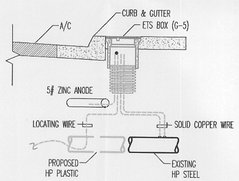

NOTE:
*BOND SOLID COPPER WIRES TO STEEL MAIN, SEE GS&S O-10
*BRING ALL WIRES AND WIRE CONNECTIONS INTO ETS, DO NOT BOND WIRES, SEE GAS T&D MANUAL CORROSION CONTROL VOLUME, O-10, FIG-2, TYPE C.
*INSTALL ETS BOX BEHIND BACK OF CURB, SEE GS&S K-40.1
*CONTACT CORROSION DEPARTMENT FOR FINAL INSPECTION, SEE GAS T&D MANUAL CORROSION CONTROL VOLUME, O-16

ETS DETAIL B:

METER LOCATIONS

1. ALL GAS METERS ARE TO BE IN COMPLIANCE WITH GS&S J-15.
2. PORTIONS OF ANY SERVICE PIPE UNDER A BUILDING PORCH OR OTHER STRUCTURE SHALL BE RELOCATED TO OUTSIDE OF THE STRUCTURE.
3. SERVICE REGULATOR VENTS MUST TERMINATE IN A SAFE LOCATION OUTLINED BELOW.
   - A MINIMUM CLEARANCE OF 18" BEYOND EITHER SIDE OF, AND 10' BELOW ANY PART OF, ANY AIR VENT OR OPENABLE WINDOW.
   - A MINIMUM LATERAL DISTANCE OF 3' FROM A FORCED AIR INTAKE OR ANY SOURCE OF IGNITION.
   - IN CASES WHERE THE VENT IS TO BE PLUMBED TO AN ACCEPTABLE LOCATION, INSTALL A 1" THREADED STEEL PIPE UP TO 30' PER GS&S H-93 & BULLETIN TD-H-60.4B-001.
   - IN CASES WHERE THE VENT CAN NOT BE PLUMBED TO AN ACCEPTABLE LOCATION, THE METER SET SHALL BE RELOCATED.
4. SMARTMETER OPERATING REQUIREMENTS. GAS METERS ARE NOT TO BE LOCATED IN THESE SITUATIONS.
   - IN ANY ROOM, CABINET, ENCLOSURE, OR CONFIGURATION THAT INTERFERES WITH THE RADIO FREQUENCY SIGNAL. EX. METAL CABINET.
   - WITH IN 6" OR LESS OF ANY METALLIC PIPE, CABLE, OR OBJECT THAT INTERFERES WITH THE RADIO FREQUENCY.
5. METER PROTECTION SHALL BE PROVIDED PER GS&S J-15.
6. TO PROVIDE WORKING SPACE AROUND ELECTRIC METER, NO PART OF ANY GAS METER CAN BE LOCATED WITHIN 10" OF A VERTICAL LINE THROUGH THE CENTER OF AN ELECTRIC METER.
7. REFER QUESTIONABLE CASES OF METER LOCATIONS TO THE SERVICE DEPARTMENT.

DETAIL #2 DEACTIVATE H.P.R.
TYPYCAL DEACTIVATION DETAIL (CUT, TEST, RE-CONNECT 1/2" PL)
SEE INDIVIDUAL GSR FOR SERVICE SPECIFIC INSTRUCTION
UTILITY WORK PROCEDURE WP4100-11

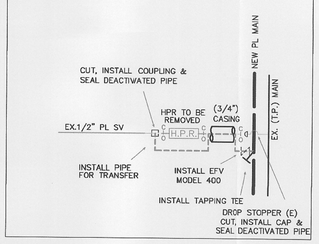

1"PLASTIC PIPE INSPECTION/DATA

PIPE MANUFACTURER _____
DATE MANUFACTURED _____
PIPE FOOTAGE & SIZE _____
*SDR RATING 1"PL = 11.5
PE 2406 (YEL) ☐ PE 3408 (1/4" CTS) ☐

LIST ALL PL PIPE BY FOOTAGE, SIZE, SDR MANUFACTURER AND DATE MANUFACTURED PER STANDARD A93.1

CONSTRUCTION SHALL NOTIFY MAPPING WITHIN 24 HOURS OF ALL OPERATIONAL CHANGES TO MAINS, INCLUDING EVERY TIE-IN, CUT-OFF, UPRATE, ETC., PER U.O. STANDARD S4412.

TEST AT 100-110 PSI FOR MINIMUM OF 5 MIN.			
PRESSURE	DURATION	INITIALS	DATE OF TEST
PLASTIC PIPE INSPECTION DATA			
SIZE	MANUFACTURER	DATE OF MANUFACTURE	
2"			

PROJECT CONDITIONS STAMP
Type(s) of Work:
☐ New Business
■ PG&E Maintenance & Construction
Project Conditions:
■ NONE APPARENT (if project design changes, contact ADE)
or
☐ CONDITIONS APPLY:
☐ PERMITS ☐ TAILBOARD ☐ OTHER
(Provide additional information on line below)
BY: _____
SIGNATURE, NAME, (CORPORATE ID), DATE

PIPE WRAP REMOVAL

- For work on pre-1972 pipe, assume the wrap contains >1% asbestos until the wrap can be tested.
- Obtain samples of the wrap, and have samples tested for asbestos in accordance with DCS Standard D-S0443.
- Test results are to be included with as-builts.
- Follow procedure in DCS Standard D-S0443 for removal of pipe wrap.

PIPE TYPE: 4" HP STL
YEAR INSTALLED: 1930

PG&E MINIMUM BACKFILL MATERIAL REQUIREMENTS

REQUIREMENTS FOR BACKFILL MATERIAL WITHIN 4 INCHES OF FACILITIES:

1. MATERIAL MEETING SPEC 90 DR:
2. 1/2 INCH MINUS MATERIAL WITH NO SHARP EDGES.
   A. 1/2 INCH MINUS MATERIAL IS NATIVE OR IMPORT MATERIAL THAT:
      1. CONTAINS NO PARTICLES GREATER THAN 1/2 INCH DIAMETER AND IS OF SUFFICIENT GRADATION TO FLOW AROUND FACILITIES AND FILL ALL VOIDS TO ENSURE ABEQUATE SUPPORT OF FACILITIES.

REQUIREMENTS FOR BACKFILL MATERIAL MORE THAN 4 INCHES FROM FACILITIES:

1. NATIVE SOIL IS PREFERRED IF COMPACTION REQUIREMENTS CAN BE MET AND MATERIAL IS EVALUATED AND QUALIFIED BY PG&E.

DETAIL #3 DEACTIVATE H.P.R.
TYPYCAL DEACTIVATION DETAIL (REPLACEMENT)
SEE INDIVIDUAL GSR FOR SERVICE SPECIFIC INSTRUCTION
UTILITY WORK PROCEDURE WP4100-11

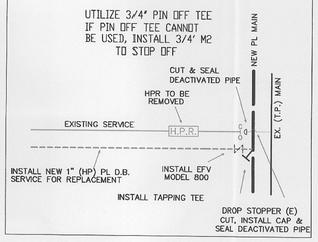

2"PLASTIC PIPE INSPECTION/DATA

PIPE MANUFACTURER _____
DATE MANUFACTURED _____
PIPE FOOTAGE & SIZE _____
*SDR RATING 2"PL = 11
PE 2406 (YEL) ☐ PE 3408 (1/4" CTS) ☐

LIST ALL PL PIPE BY FOOTAGE, SIZE, SDR MANUFACTURER AND DATE MANUFACTURED PER STANDARD A93.1

INSPECTION PER GS&S D-40 & D-21	
Steel	Plastic Fusion
(Oxy) Welder: _____	Fusion By: _____
(Arc) Welder: _____	Inspected By: _____
Inspected by: _____	

Installation Tested or Inspected and Noted on Drawing. All Levels Satisfactory per PG&E GS&S O-16
Qualified Employee _____ Date _____
Corrosion mechanic's signature is required when a CPA boundary is within the scope of the project.

ATTENTION FOREMAN
PRIOR TO STARTING JOB, CONSULT AREA CORROSION MECHANIC FOR LOCATING WIRE INSTALLATION AND CATHODIC PROTECTION REQUIREMENTS

CATHODIC PROTECTION
INSTALLATION TESTED OR INSPECTED AND NOTED ON DRAWING. ALL LEVELS SATISFACTORY PER PG&E GS&S O-16
QUALIFIED EMPLOYEE _____ DATE _____
CORROSION MECHANIC'S SIGNATURE IS REQUIRED WHEN A CPA BOUNDARY IS WITHIN THE SCOPE OF THE PROJECT.

INSTALL DIRECT BURIAL PLASTIC MAINS AND SERVICES PER GS&S A-90, A-90.2, A-93, A-93.1, A-93.3 & D-21.
INSTALL INSERT PLASTIC MAINS & SVCS. PER GS&S A-90, A-90.3, A-93, A-93.1, A-93.3 & D-21.

4"PLASTIC PIPE INSPECTION/DATA

PIPE MANUFACTURER _____
DATE MANUFACTURED _____
PIPE FOOTAGE & SIZE _____
*SDR RATING 4"PL = 13.5
PE 2406 (YEL) ☐ PE 3408 (1/4" CTS) ☐

LIST ALL PL PIPE BY FOOTAGE, SIZE, SDR MANUFACTURER AND DATE MANUFACTURED PER STANDARD A93.1

ENGINEERING AND PLANNING DEPT.
5555 FLORIN PERKINS RD
SACRAMENTO CA 95826
PHONE #:916-386-5166 FAX #:916-386-5288
PG&E PACIFIC GAS AND ELECTRIC COMPANY

CO: | SD: | NOTIF.: 105308615 | Other: | SHT: 1 OF 2 | SHEETS | PM: 30851911 | REV. 0

EST: JARED PIMENTEL
ADE: GREG WHEATFILL
SUPV: BRIAN SWEENEY
REP: JUAN OCHOA
PLNR: JEFF PACE
SCALE: NTS | DATE: 08-15-11

NO.	DATE	DESCRIPTION	ORDER #	DWN	CHKD	SUPV	APVD BY
		REVISIONS					

REMOVE 9 HPR'S & ALTER 9 SVC'S
RIVER ROAD
RIVERBANK,CA