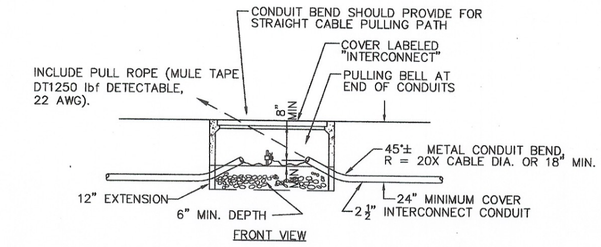

FRONT VIEW

*CONTRACTOR TO RE-INSTALL PULL ROPE AFTER FIBER INSTALLATION WHERE IT IS REQUIRED, CONTRACTOR SHALL LEAVE ROOM FOR FIBER ENCLOSURE IN THE PULL BOX

NO. 6E INTERCONNECT PULL BOX AND CONDUIT NEXT TO TRAFFIC SIGNAL CABINET

INSTALLATION DETAILS

NO SCALE

NOTE #1:
2 1/2" DIA. RMC INTERCONNECT CONDUIT FOR FIBER OPTIC CABLE. 90° LARGE RADUIS SWEEP, MIN. R=2' TO 45° SWEEP AT NO. 6 PB.

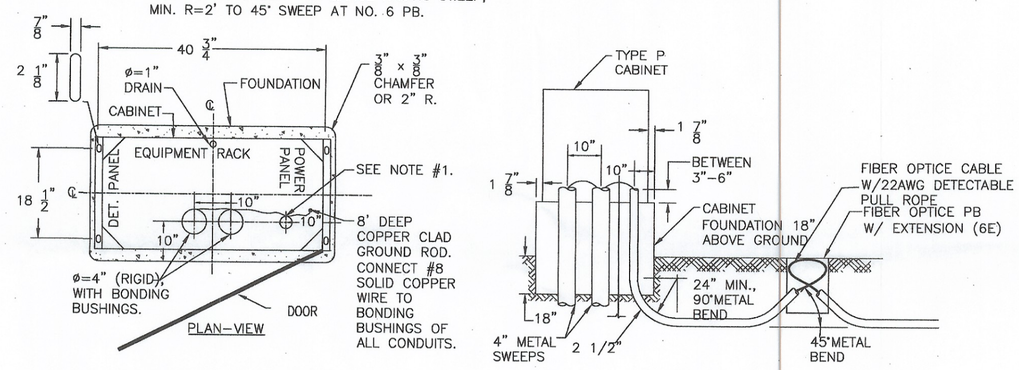

CONTROLLER CABINET

FRONT VIEW

CONTROLLER CABINET AND SERVICE CABINET LOCATION GUIDELINES

NO SCALE

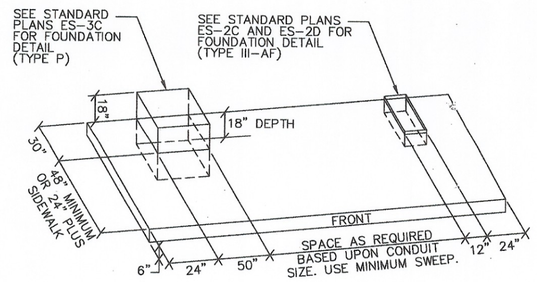

CONTROLLER & SERVICE CABINET WALKWAY

NO SCALE

REGISTERED PROFESSIONAL ENGINEER
M. R. Satish
No. C48546
Exp. 6/30/14
CIVIL
STATE OF CALIFORNIA

STV Incorporated
Architects/Engineers/Planners/Construction Managers
9130 Anaheim Place, Suite 210
Rancho Cucamonga, California 91730-8540
Phone:(909) 484-0660 Fax:(909) 484-1360

CALL BEFORE YOU DIG 800-227-2600

TRAFFIC SIGNAL DETAILS

SJRRC MATERIAL STORAGE AND MAINTENANCE FACILITY
Stockton, California 95204

Revision No.	Description	Date	By	Aprvd. By

DATE:

FILE NAME: ALTAMONT COMMUTER EXPRESS (ACE) SERVICE

ALTAMONT COMMUTER EXPRESS (ACE) SERVICE
SJRRC MATERIAL STORAGE AND MAINTENANCE FACILITY
Stockton, California 95204

TRAFFIC SIGNAL DETAILS

DEPARTMENT OF PUBLIC WORKS
CITY OF STOCKTON, CALIFORNIA

SCALE:	1"=20'	APPROVED BY: DATE: 9/20/12	DRAWING NO. TS-2
DESIGNED BY:	MCG		SHEET 20 OF 35
DRAWN BY:	DLH		PROJECT NO. ---
CHECKED BY:	SDY	CITY ENGINEER STOCKTON, CALIFORNIA	
RECORD DWG.:			

#7

PS-12-02647

5175.19C

HahnDL Sep 05, 2012 - 1:17pm I:\PROJECTS\4015245\4015245_0001\90_CAD Models and Sheets\17_X_Other Discipline\SJRRD ACE - Traffic Signal\Drawings\18_TS-1.dwg