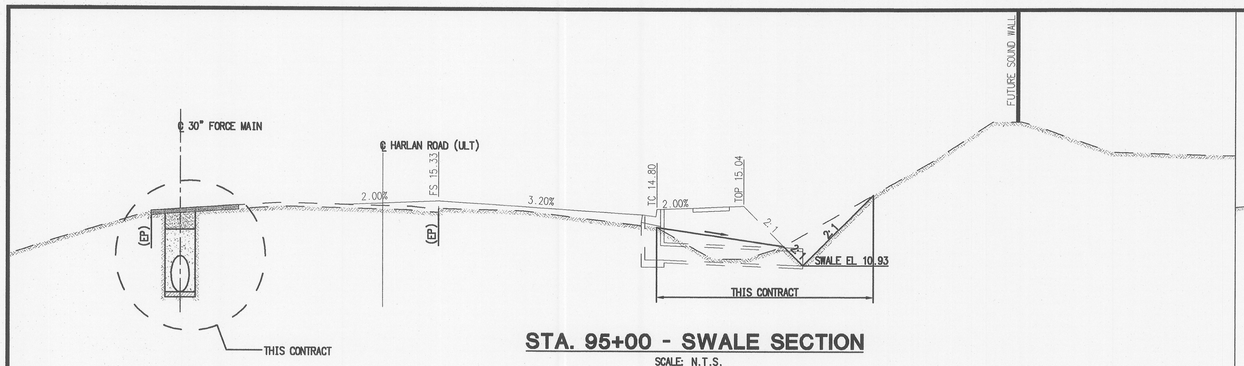

STA. 95+00 - SWALE SECTION

SCALE: N.T.S.

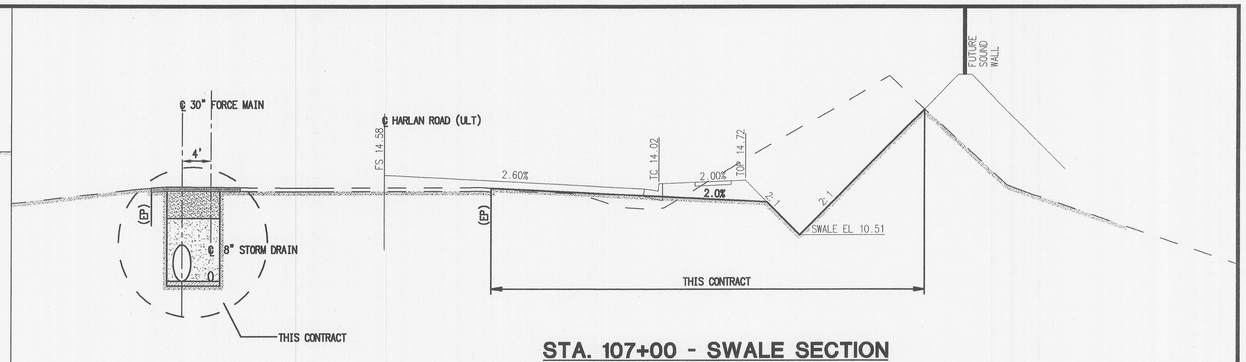

STA. 107+00 - SWALE SECTION

SCALE: N.T.S.

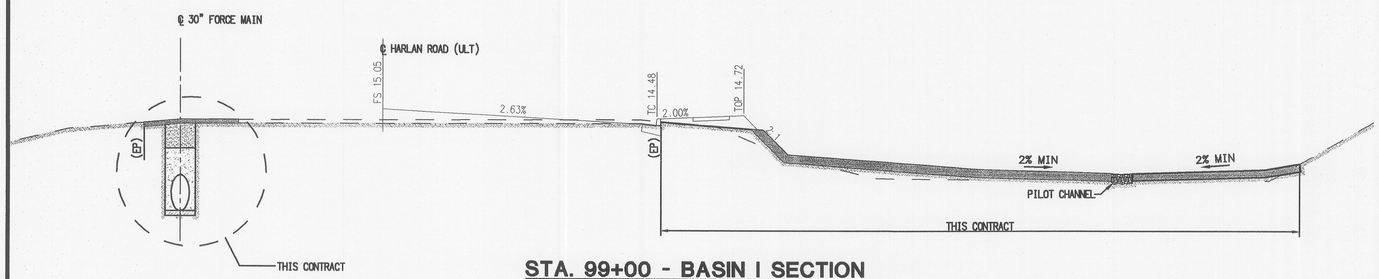

STA. 99+00 - BASIN I SECTION

SCALE: N.T.S.

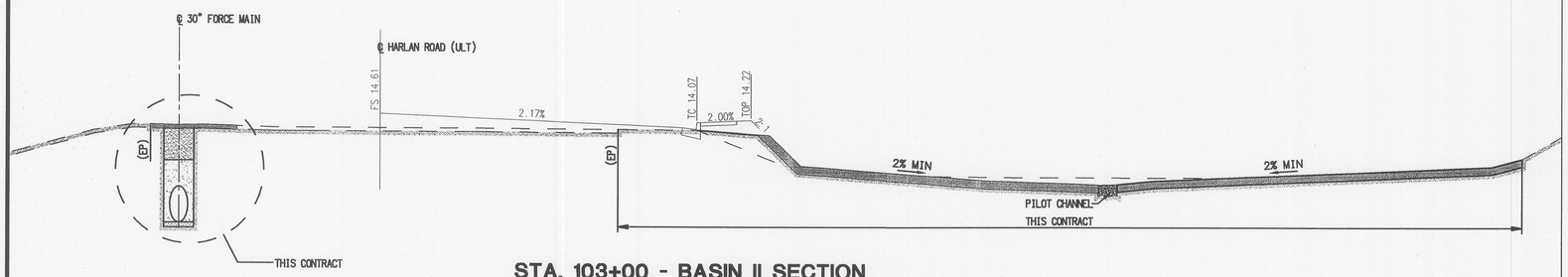

STA. 103+00 - BASIN II SECTION

SCALE: N.T.S.

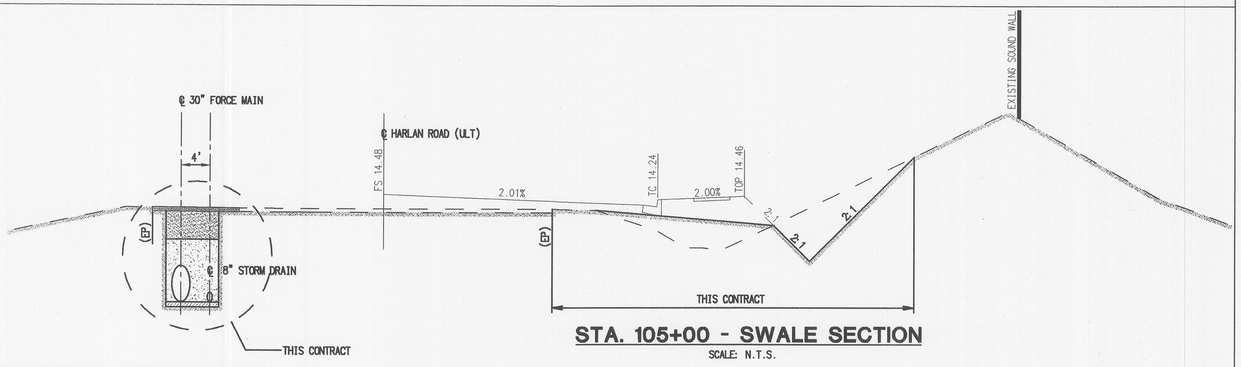

STA. 105+00 - SWALE SECTION

SCALE: N.T.S.

CADWELD DETAIL

N.T.S.

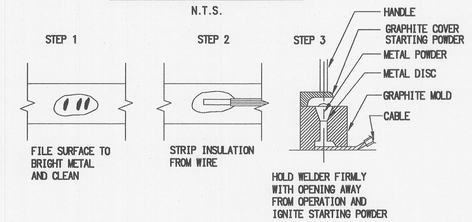

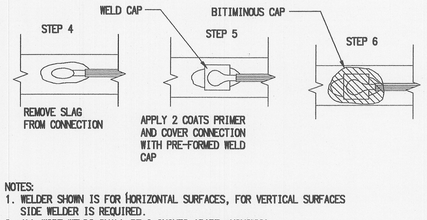

NOTES:
1. WELDER SHOWN IS FOR HORIZONTAL SURFACES, FOR VERTICAL SURFACES SIDE WELDER IS REQUIRED.
2. ALL WIRE WELDS SHALL BE 6 INCHES APART, MINIMUM.
3. REMOVE EXISTING COATING AS REQUIRED FROM PIPE TO FACILITATE INSTALLATION. CLEAN STEEL BY WIRE BRUSH METHOD AND GRIND TO BRIGHT METAL PRIOR TO WELDING. INSTALL WIRES USING THE EXOTHERMIC WELDING PROCESS IN ACCORDANCE WITH ERICO ENGR. SPEC. A160-A05.
4. ALL EXPOSED METAL (STRUCTURE, WIRE, & WELD) SHALL BE COVERED WITH 2 COATS OF PRIMER AND AN ELASTOMERIC WELD CAP.

1. REMOVE EXISTING COATING AS REQUIRED TO FACILITATE INSTALLATION. CLEAN PIPE SURFACE BY WIRE BRUSH METHOD AND GRIND TO BRIGHT METAL PRIOR TO WELDING. ATTACH WIRES TO PIPE USING EXOTHERMIC WELDING PROCESS IN ACCORDANCE WITH ERICO ENGINEERING SPECIFICATION A 160-A05. COAT EACH WELD WITH A ROYSTON "HANDY CAP" NO. 2 WELD COVER AND RESTORE PIPE COATING IN ACCORDANCE WITH SPECIFICATIONS
2. 3 #2 7 STRAND CU. WIRE IN ACCORDANCE WITH ASTM B-8, WITH HMWPE INSULATION COMPLYING WITH ASTM D-1248 GRADE E5. THE CABLE SHALL BE SURFACE PRINTED WITH THE CONDUCTOR SIZE, THE MANUFACTURER, AND "HMWPE CATHODIC PROTECTION CABLE". NO SPLICES PERMITTED.

TYPICAL BONDING DETAILS FOR DUCTILE IRON PIPE ALTERNATIVE

N.T.S.

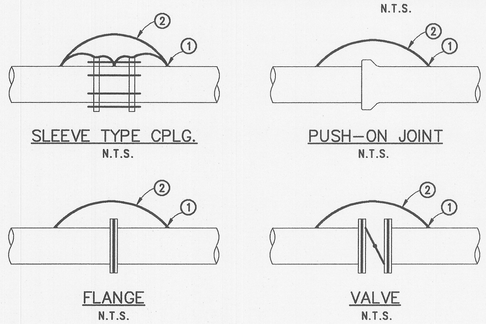

NOTE:
THE MINIMUM NUMBER OF BONDING WIRES SHALL BE 3 EA. PER PIPE 18" & LARGER PLACED WITH 6" MINIMUM SEPARATION.

C-21

CITY OF LATHROP
DEPARTMENT OF PUBLIC WORKS

PLAN APPROVED BY: _____ DIRECTOR OF PUBLIC WORKS DATE: _____
R.C.E. NO.: _____
ENCROACHMENT EXT. DATE: _____
APPROVED BY: _____ DATE: _____

CITY OF MANTECA-LATHROP FIRE DEPARTMENT
APPROVED BY: _____ DATE: _____

NO.	DESCRIPTION	COUNTY APPROVAL APP'D BY	DATE
REVISIONS			

RBF CONSULTING
PLANNING ■ DESIGN ■ CONSTRUCTION
500 YGNACIO VALLEY ROAD, SUITE 270
WALNUT CREEK, CALIFORNIA 94596-3847
925.906.1460 ▪ FAX 925.906.1465 ▪ www.RBF.com
WILLIAM J. CONVERS DATE: 10/28/03 R.C.E. NO. 45585

REGISTERED PROFESSIONAL ENGINEER WILLIAM J. CONVERS NO. 45585 Exp. 12-31-06 CIVIL STATE OF CALIFORNIA

UNDERGROUND SERVICE ALERT CALL TOLL FREE 1-800 642-2444 TWO WORKING DAYS BEFORE YOU DIG

SUBMITTAL RECORD

DRAWN	SCALE
AT	AS SHOWN
DESIGNED AT	FILENAME 215C21.dwg
CHECKED WJC	XREFS

CITY OF LATHROP

STONEBRIDGE FORCE MAIN AND OUTLET STRUCTURE

INFILTRATION BASIN I & II

TYPICAL SECTIONS

SHEET 26 OF 30

DATE: 10-20-2003

JOB NO. 35-100215

H:\PDATA\35100215\CADD\TRANSPW\DLV\IMPROVE\FORCE MAIN\215C21.DWG ATORBICA 10/28/03 3:33 pm