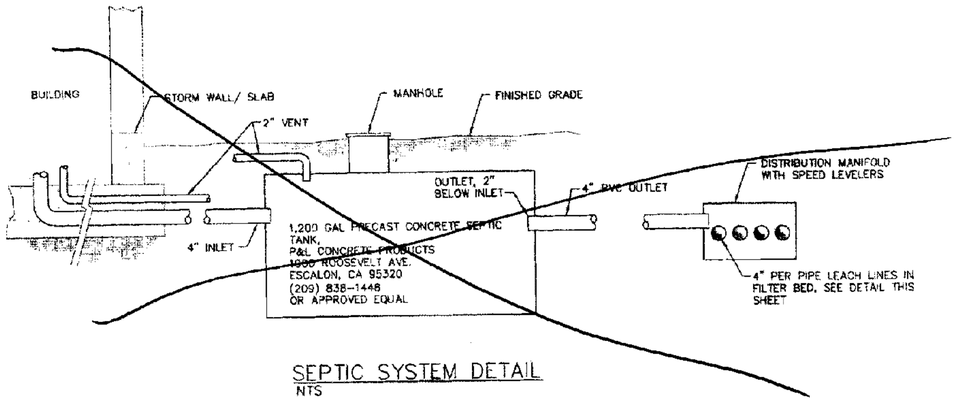

SEPTIC SYSTEM DETAIL
NTS

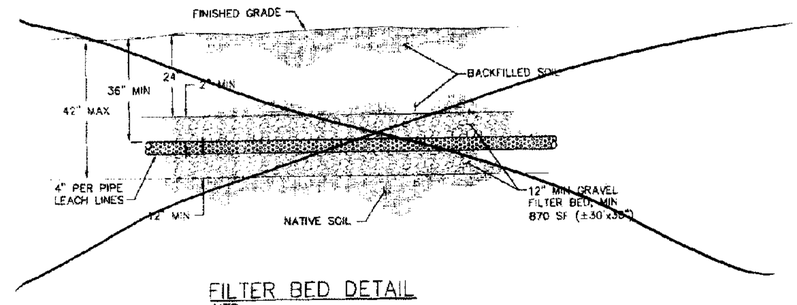

FILTER BED DETAIL
NTS

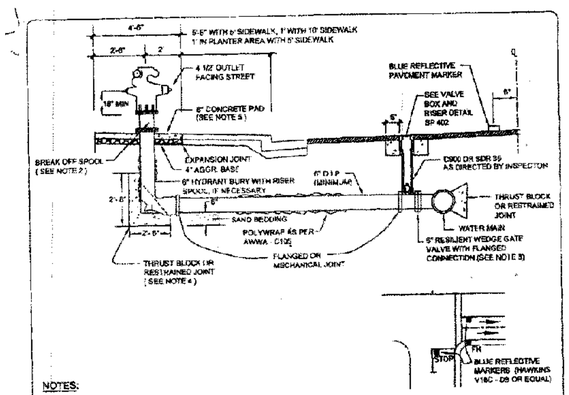

NOTES:

1. HYDRANT SHALL HAVE 1, 4 1/2" UPPER OUTLET AND 1, 2 1/2" HOSE OUTLET, LONG BRACH425, MUELLER A461, CLOW 850 OR APPROVED EQUAL. HYDRANTS AND ALL EXPOSED PARTS SHALL BE PAINTED ONE COAT PRIMER AND TWO FINISHING COATS OF BENJAMIN MOORE, SAFETY YELLOW OR FULLER O'BRIEN HIGHWAY YELLOW.
2. BREAK OFF SPOOL 6" IN LENGTH SHALL BE INSTALLED 2" ABOVE CONCRETE SLAB. THE BOLTS ATTACHING HYDRANT TO BURY AND SPOOL SHALL BE OF THE BREAK-OFF TYPE, HEX HEAD, GALVANIZED OR STAINLESS STEEL. NUTS SHALL BE DOWN.
3. VALVE SHALL BE PLACED ADJACENT TO THE MAIN AS A RESILIENT WEDGE GATE VALVE. TOTALLY ENCAPSULATED, FACTORY EPOXY LINED & COATED
4. THRUST BLOCK SHALL BE INSPECTED AND APPROVED AT THE TIME OF CONSTRUCTION PER CITY STANDARD PLAN 429.
5. CONCRETE PAD SHALL BE 4'-6"X5'. SLOPE SHALL BE 1/4" IN 1' TO CURB. CONCRETE SHALL BE CLASS "B" 2500 PSI ; 4" MAXIMUM SLUMP ; 3/4" MAXIMUM AGGREGATE WITH 1/2 LB. LAMPBLACK PER CUBIC YARD. PAD SHALL BE FINISHED TO THE SPECIFICATIONS OF THE SIDEWALK.
6. HYDROSTATIC TESTING IS REQUIRED FOR RUNS IN EXCESS OF ONE PIPE LENGTH.
7. HYDRANTS SHALL BE PLACED AT PROPERTY LINE EXTENSION, AT END OF CURB RETURN, 3 FT. FROM DRIVEWAYS, AND NEAR STREET LIGHTS, OR AS SHOWN ON PLANS APPROVED BY CITY ENGINEER.
8. HYDRANT BODIES ARE TO BE LINED WITH FACTORY TWO PART EPOXY.
9. FOR DEVELOPMENT PROJECTS DESIGN ENGINEER SHALL PROVIDE CALCULATIONS TO PROVIDE ADEQUATE FLOW. FIRE HYDRANT LATERAL SIZE MAY BE INCREASED BASED ON FIRE FLOW CALCULATIONS.

BLUE REFLECTIVE MARKERS
BLUE MARKERS SHALL BE PLACED ON THE LEFT HAND SIDE OF TRAVEL LANE ADJACENT TO THE FIRE HYDRANT TO THE CENTER OF STREET.

MARKER LOCATION

APPROVED BY:

FIRE CHIEF

CITY OF TRACY

TRACY "This Inside the Triangle"	REVIEWED BY: CITY ENGINEER RCE 37186		STANDARD PLAN No. 401
	Res. No. 2008-255	DATE:	FIRE HYDRANT
	Rev:	Rev:	
	Rev:	Rev:	

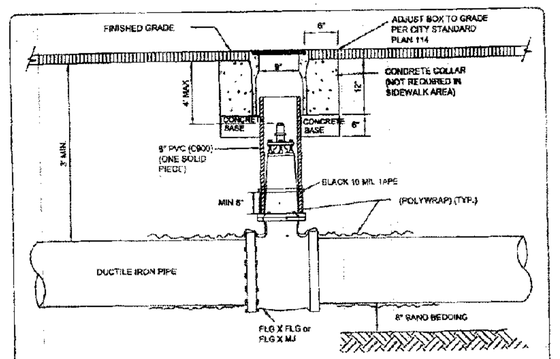

NOTES:

1. VALVES SHALL BE ONE OF THE FOLLOWING :
   A) BUTTERFLY VALVES : 12" AND LARGER AS SHOWN ON APPROVED MATERIALS LIST SHALL BE USED. APPROVED LIST INCLUDE: ("GROUNDHOG"), ("AMERICAN"), MUELLER, BLF., KENNEDY, DRESSER.
   B) GATE VALVES: 10" AND SMALLER AS SHOWN ON LIST OF APPROVED MATERIALS. APPROVED LIST INCLUDES: MUELLER RESILIENT SEAT, CLOW RW, KENNEDY, AMERICAN-80 "CRS".
2. OPERATING NUTS SHALL BE RAISED TO WITHIN 4" OF FINISHED STREET GRADE WITH REQUIRED EXTENSIONS BEING PROVIDED BY VALVE MANUFACTURER.
3. POLYWRAP ALL PIPES AND VALVES.
4. VALVES SHALL BE TESTED BY MANUFACTURER AS FOLLOWS: 8" - 12", 175 PSI; 14" AND LARGER, 150 PSI. IN ADDITION, HYDROSTATIC TESTS AGAINST FULLY CLOSED VALVE VANES SHALL BE DONE AS FOLLOWS: 8" - 12", 350 PSI, 14" AND LARGER, 300 PSI.
5. VALVE BOX: BROOKS 3-RT OR CHRISTY G5 WITH G5C LID.

CITY OF TRACY

TRACY "This Inside the Triangle"	REVIEWED BY: CITY ENGINEER RCE 37186		STANDARD PLAN No. 402
	Res. No. 2008-255	DATE:	VALVE, BOX & RISER
	Rev:	Rev:	
	Rev:	Rev:	

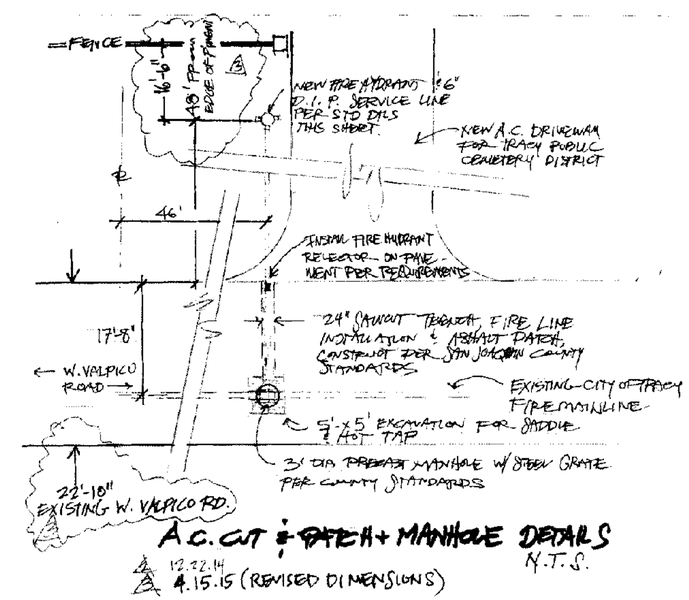

A.C. CUT & PATCH + MANHOLE DETAILS
N.T.S.

12.22.14
4.15.15 (REVISED DIMENSIONS)

UNDERGROUND SERVICE ALERT
CALL: 811
TWO WORKING DAYS BEFORE YOU DIG

RJM DESIGN GROUP
9921 Horn Road, Suite B1
Sacramento, CA 95827
www.RJMdesigngroup.com
(916) 361-9010
(916) 361-9000

CONSULTANT
PSOMAS
1275 Creekside Ridge Drive, Suite 200
Roseville, Ca 95678
(916) 786-8123 (916) 786-7641 (FAX)

TRACY CEMETERY



REVISIONS	DATE
1 CITY STANDARD CITY	11/14/14
2 CUT + PATCH	12.22.14
3 FIRE LINE 2/14'S	

SHEET TITLE
DETAILS

JOB #	000-00
DESIGNED	S. KEMEN
DRAWN	C. BROWN
CHECKED	R. RADOYCIC
DATE	2/8/2014

SHEET
C-4.0
6 OF 50

THIS DOCUMENT IS THE PROPERTY OF RJM DESIGN GROUP, INC., AND NO PART THEREOF SHALL BE USED, REUSED, OR MODIFIED WITHOUT THE WRITTEN CONSENT OF RJM DESIGN GROUP, INC. ©2015 RJM Design Group, Inc. All rights reserved.