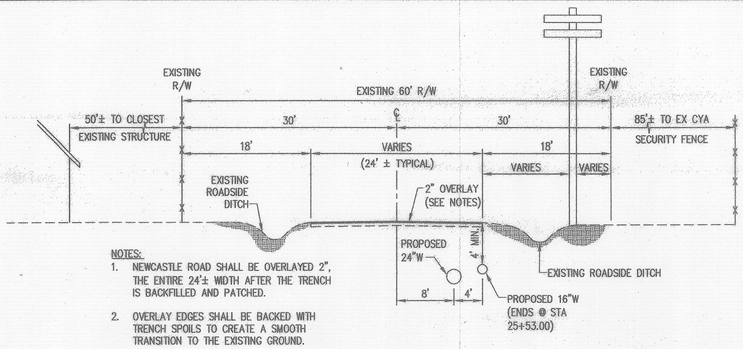

NOTES:

1. NEWCASTLE ROAD SHALL BE OVERLAYED 2", THE ENTIRE 24'± WIDTH AFTER THE TRENCH IS BACKFILLED AND PATCHED.
2. OVERLAY EDGES SHALL BE BACKED WITH TRENCH SPOILS TO CREATE A SMOOTH TRANSITION TO THE EXISTING GROUND.

TYPICAL EXISTING NEWCASTLE ROAD SECTION

(STA 10+00.00 - 88+65.13)

NOT TO SCALE

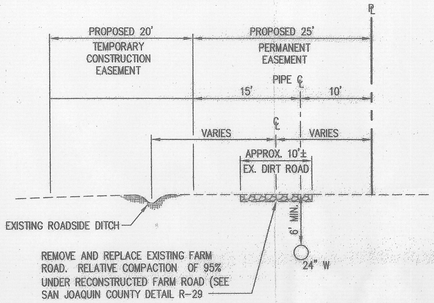

TYPICAL EXISTING DIRT ROAD SECTION

(STA 139+15.83 - 140+21.49)

NOT TO SCALE

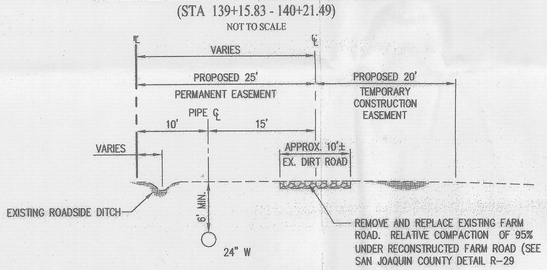

TYPICAL EXISTING DIRT ROAD SECTION

(STA 96+96.34 - 138+69.27)
(STA 156+00.00 - 188+32.73)

NOT TO SCALE

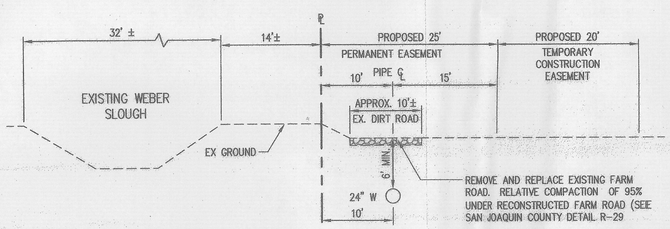

TYPICAL WEBER SLOUGH SECTION

(STA 146+00.00 - 156+00.00)
(STA 188+32.73 - 232+95.81)

NOT TO SCALE

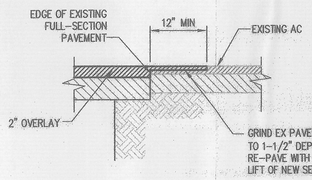

LAP JOINT DETAIL

NOT TO SCALE

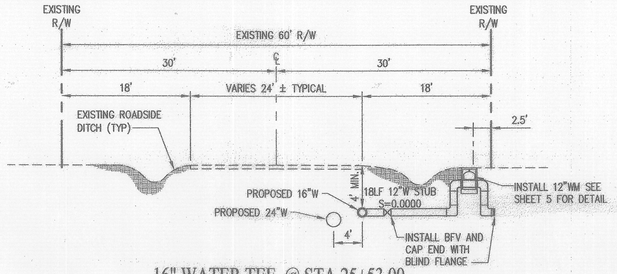

16" WATER TEE @ STA 25+53.00

NOT TO SCALE

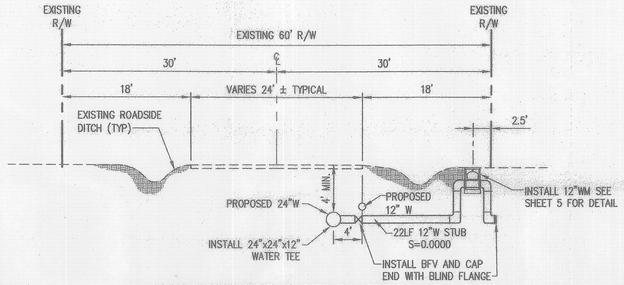

12" WATER TEE @ STA 25+58.00

NOT TO SCALE

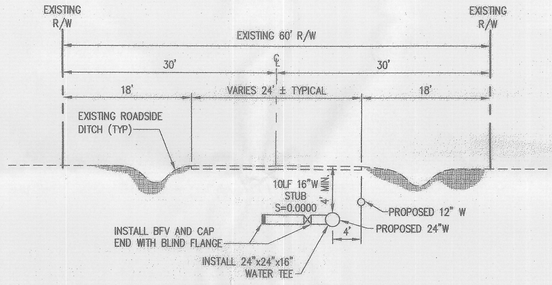

16" WATER TEE @ STA 35+77.15

NOT TO SCALE

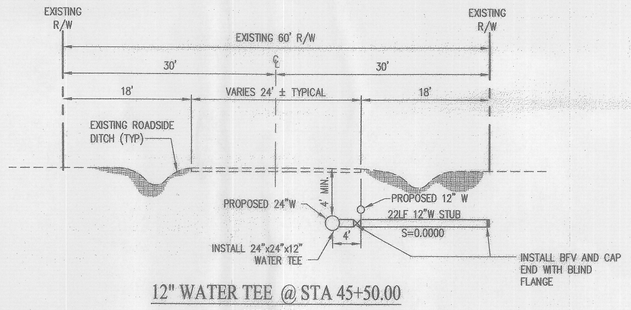

12" WATER TEE @ STA 45+50.00

NOT TO SCALE

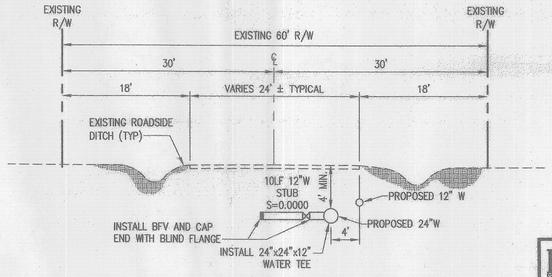

12" WATER TEE @ STA 62+50.00

NOT TO SCALE

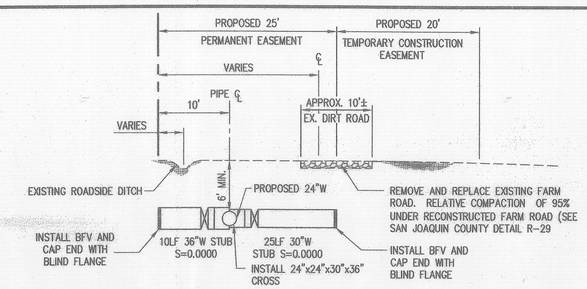

WATER TEE @ STA 124+75.00

NOT TO SCALE

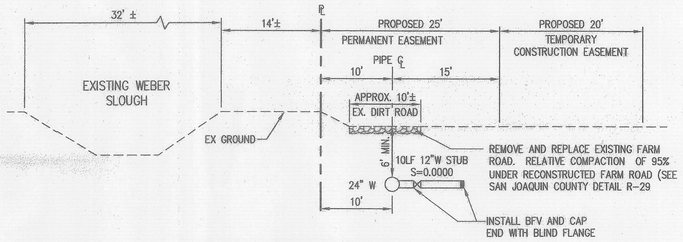

12" WATER TEE @ STA 216+35.00

NOT TO SCALE

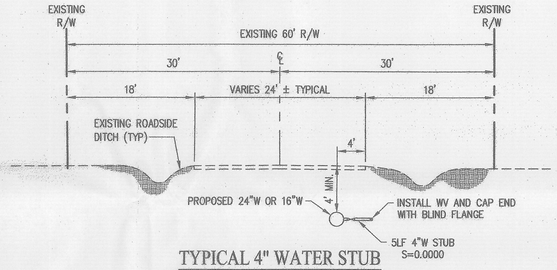

TYPICAL 4" WATER STUB (EXISTING NEWCASTLE ROAD)

NOT TO SCALE

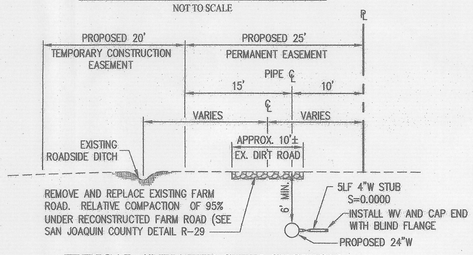

TYPICAL 4" WATER STUB SECTION (EXISTING DIRT ROAD)

NOT TO SCALE

PAVEMENT DESIGN CHART

STREET	T.I.	R	AC	AB
NEWCASTLE ROAD	8	5	4 1/2"	19"
S. AIRPORT WAY	9	5	5 1/2"	21"

NOTE:

1. PAVEMENT SECTIONS ARE ASSUMED BASED ON THE ABOVE TRAFFIC INDEX AND R-VALUES. CONTRACTOR TO VERIFY EXISTING PAVEMENT SECTIONS PRIOR TO CONSTRUCTION..
2. THE ACTUAL SUBGRADE MATERIAL SHOULD BE TESTED FOR R-VALUES ONCE THE STREETS ARE GRADED TO SUBGRADE.

DIGALERT
DIAL TOLL FREE
1-800-227-2600
AT LEAST TWO DAYS BEFORE YOU DIG
UNDERGROUND SERVICE ALERT OF NORTHERN CALIFORNIA

REVISION NO.	REVISION	DATE	BY	APRVD. BY

Carlson, Barbee & Gibson, Inc.
CIVIL ENGINEERS • SURVEYORS • PLANNERS
6111 BOLLINGER CANYON ROAD, SUITE 150
SAN RAMON, CALIFORNIA 94583
(925) 866-0322
FAX (925) 866-8575

REGISTERED PROFESSIONAL ENGINEER — L. F. CARTER — 58 — EXP. 12/31/11 — CIVIL — STATE OF CALIFORNIA

NEWCASTLE TRANSMISSION MAIN

DETAILS AND SECTIONS

MUNICIPAL UTILITIES DEPARTMENT
CITY OF STOCKTON, CALIFORNIA

SCALE: AS SHOWN	APPROVED BY: DATE: 3/1/10	SHEET NO. 4
DESIGNED BY: M.J.S.		OF 34 SHEETS
DRAWN BY: G.S.		PROJECT NO. M07004
CHECKED BY: L.F.C.	ASSISTANT DIRECTOR STOCKTON, CALIFORNIA	
RECORD DWG: —		

3/2/2010 10:07 AM

L:\1557\ACAD\P\P04.DWG